

User's Guide

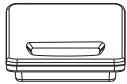
Models CL-60HS, CL-65HS

Amplified DECT Telephone
Handset with Talking CID &
Talk-Back Feature

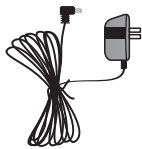
Contents and parts Checklist



Handset



Base



AC adapter



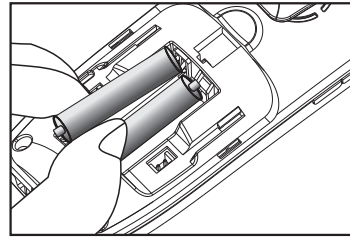
Rechargeable
Batteries

IMPORTANT SAFETY INSTRUCTIONS

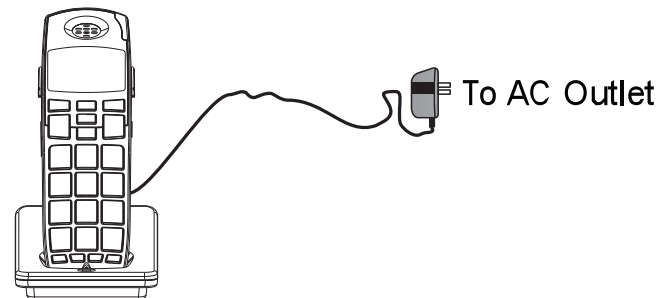
1. Read all the instructions before using the appliance.
2. To reduce the risk of injury, close supervision is necessary when an appliance is used near children.
3. Do not contact moving parts or any exposed metal surface.
4. Only use attachments recommended or sold by the manufacturer.
5. Do not use outdoors. Do not use near water.
6. To disconnect, turn all controls to the off position, then remove plug from outlet.
7. Do not unplug by pulling on cord. To unplug, grasp the plug, not the cord.
8. Unplug from outlet when not in use and before servicing or cleaning.
9. Do not operate any appliance with a damaged cord or plug, or after the appliance malfunctions or is dropped or damaged in any manner. Return appliance to the nearest authorized service facility for examination, repair, or electrical or mechanical adjustment.
10. Avoid using any telephone product during an electrical storm. There may be a remote risk of electric shock from lightning.
11. Do not use the telephone to report a gas leak in the vicinity of the leak.

Installation Diagram

1. Install rechargeable batteries as shown:





2. Connect AC adapter into the charger as shown. Allow handset to charge overnight before registering to a base:



Register a New Handset to Base

A new handset must be registered to a base before you can use. Up to four handsets (any combination of CL-60HS or 65HS) can be registered to one base.

1. Press and hold  button on base for 5 seconds so it beeps and goes into registration mode (also confirmed by a flashing LED).
2. Press and hold  button (side) on new handset for 5 seconds so it beeps and goes into registration mode also.
3. Wait 5-30 seconds for a confirmation tone.
4. The new handset is now ready. Verify by making a call.

Serene Innovations, Inc.
14615 Carmenita Road, Norwalk, CA
90650 Tel: (562) 407-5400
www.sereneinnovations.com