












It's as easy as **1, 2, 3**


1. To make a call

1. Enter number on key pad.
2. Press to  dial. Press  again to turn on speakerphone.
3. To adjust volume, press  on the side of handset.
4. To adjust Tone, press  or .
5. To hang up, press .
6. To redial, press  to get on line, then press .

2. To answer a call

1. Press  to answer. Press  again to turn on speakerphone.
2. Press  to hang up.









3. To program/dial from speed dials

1. Enter number on key pad.
2. Press and hold the desired memory button (M1-M8) until it beeps to save.
3. To speed dial--while off line, press the desired memory button (M1-M8), then press  to dial.




**Need Help? Call Toll-free Help Line:
866-376-9271 (9AM-5PM PST, M-F)**

It's as easy as **1, 2, 3**


1. To make a call

1. Enter number on key pad.
2. Press to  dial. Press  again to turn on speakerphone.
3. To adjust volume, press  on the side of handset.
4. To adjust Tone, press  or .
5. To hang up, press .
6. To redial, press  to get on line, then press .

2. To answer a call

1. Press  to answer. Press  again to turn on speakerphone.
2. Press  to hang up.

3. To program/dial from speed dials

1. Enter number on key pad.
2. Press and hold the desired memory button (M1-M8) until it beeps to save.
3. To speed dial--while off line, press the desired memory button (M1-M8), then press  to dial.

**Need Help? Call Toll-free Help Line:
866-376-9271 (9AM-5PM PST, M-F)**